Juan Rangel

Proposed Districts

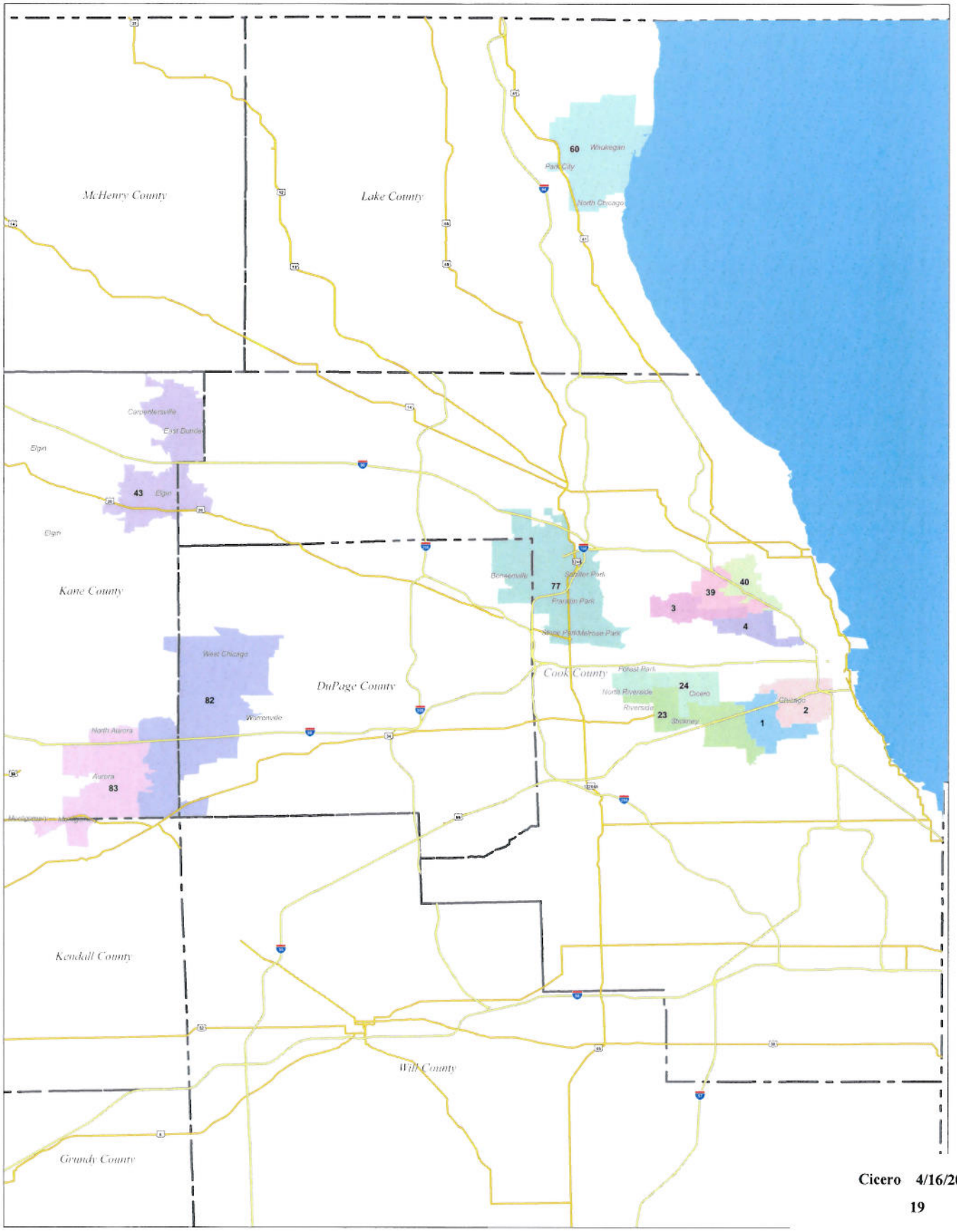

Cicero 4/16/2011

RD 1

Legend

Proposed RD 1

Existing RD 1

Percent Hispanic by Precinct

0% - 10%

10.1% - 25%

25.1% - 50%

50.1% - 75%

75.1% - and up

Existing

Total Pop: 101,561
Raw Dev: -7,173
Hispanic Pop: 81,099
Hispanic %: 79.85%
Total Voting Age: 69,839
Hispanic Voting Age: 51,777
Hispanic Voting Age %: 74.14%

Proposed

Total Pop: 108,733
Raw Dev: -1
Hispanic Pop: 88,550
Hispanic %: 78.68%
Total Voting Age: 74,355
Hispanic Voting Age: 54,413
Hispanic Voting Age %: 73.18%

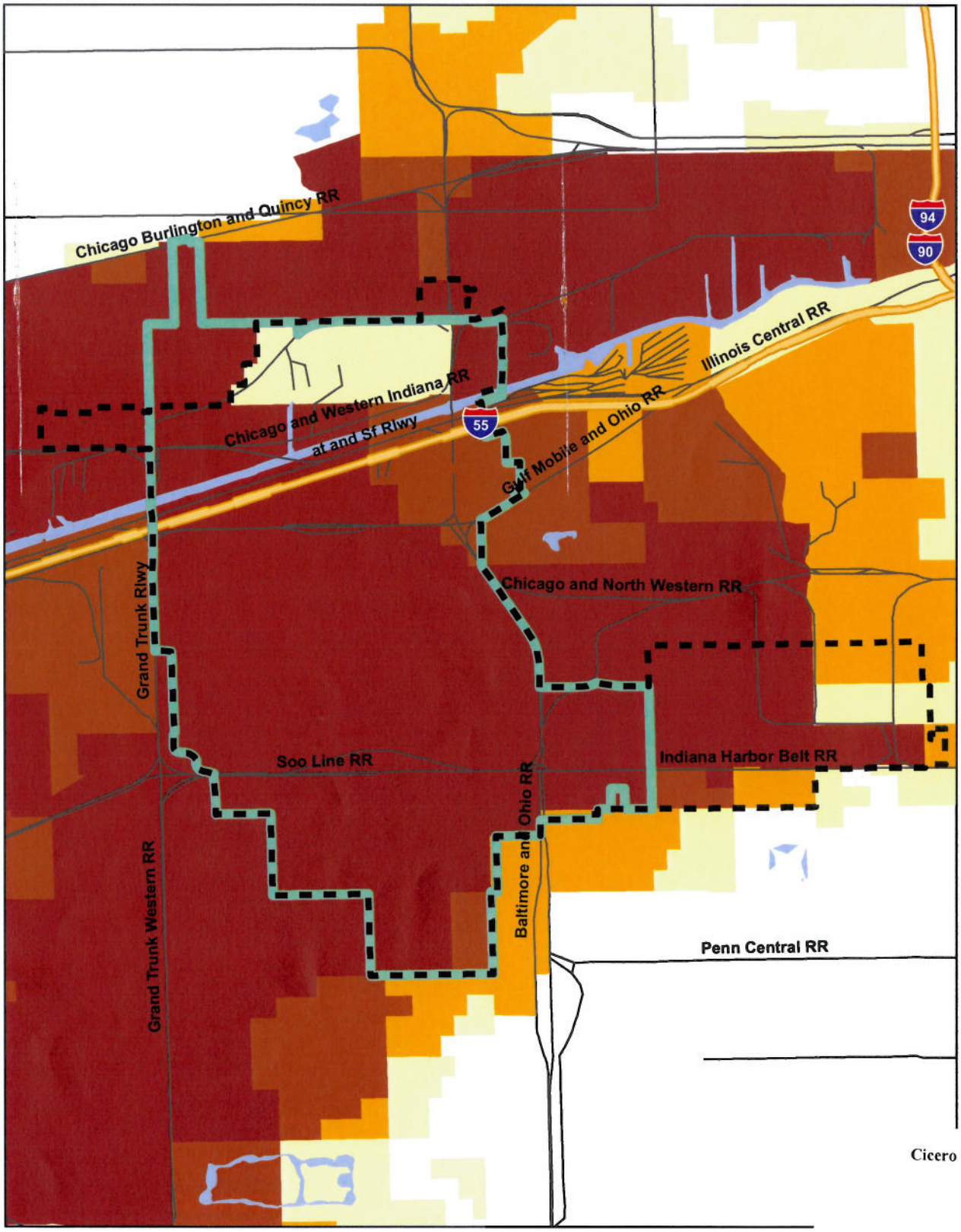

RD 2 – Hispanic

Legend

- Proposed RD 2
- Existing RD 2

Percent Hispanic by Precinct

- 0% - 10%
- 10.1% - 25%
- 25.1% - 50%
- 50.1% - 75%
- 75.1% - and up

Existing

Total Pop: 91,849
Raw Dev: -16,885
Hispanic Pop: 63,554
Hispanic: 69.19%
Total Voting Age: 66,207
Hispanic Voting Age: 42,326
Hispanic Voting Age %: 63.93%

Proposed

Total Pop: 108,734
Raw Dev: 0
Hispanic Pop: 59,454
Hispanic %: 54.68%
Total Voting Age: 81,356
Hispanic Voting Age: 40,111
Hispanic Voting Age %: 49.30%

Clerks 4/16/2011
21

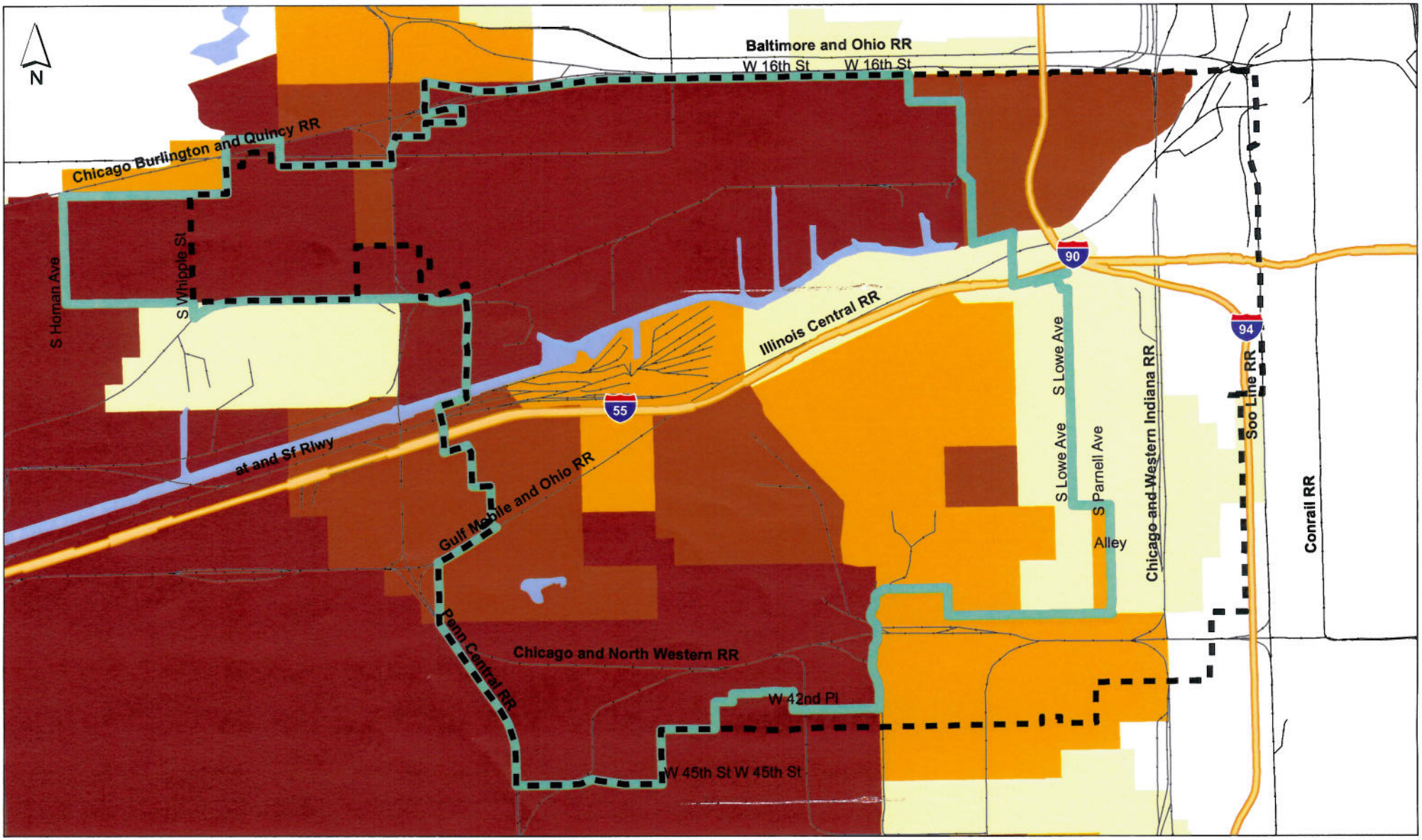

Date: 4/14/2011 Time: 9:37:18 PM

RD 2 – Asian

Legend

Proposed RD 2

Existing RD 2

Percent ~~Hispanic~~ Asian by Precinct

- 0% - 3.13%
- 3.14% - 15%
- 15.01% - 25%
- 25.01% - 35%
- 35.01% - 100%

Existing	Proposed
Total Pop: 91,849	Total Pop: 108,734
Raw Dev: -16,885	Raw Dev: 0
Asian Pop: 9,742	Asian Pop: 23,732
Asian %: 10.60%	Asian %: 21.82%
Total Voting Age: 66,207	Total Voting Age: 81,356
Asian Voting Age: 7,788	Asian Voting Age: 19,136
Asian Voting Age %: 11.76%	Asian Voting Age %: 23.52%

Cicero 4/16/2011

22

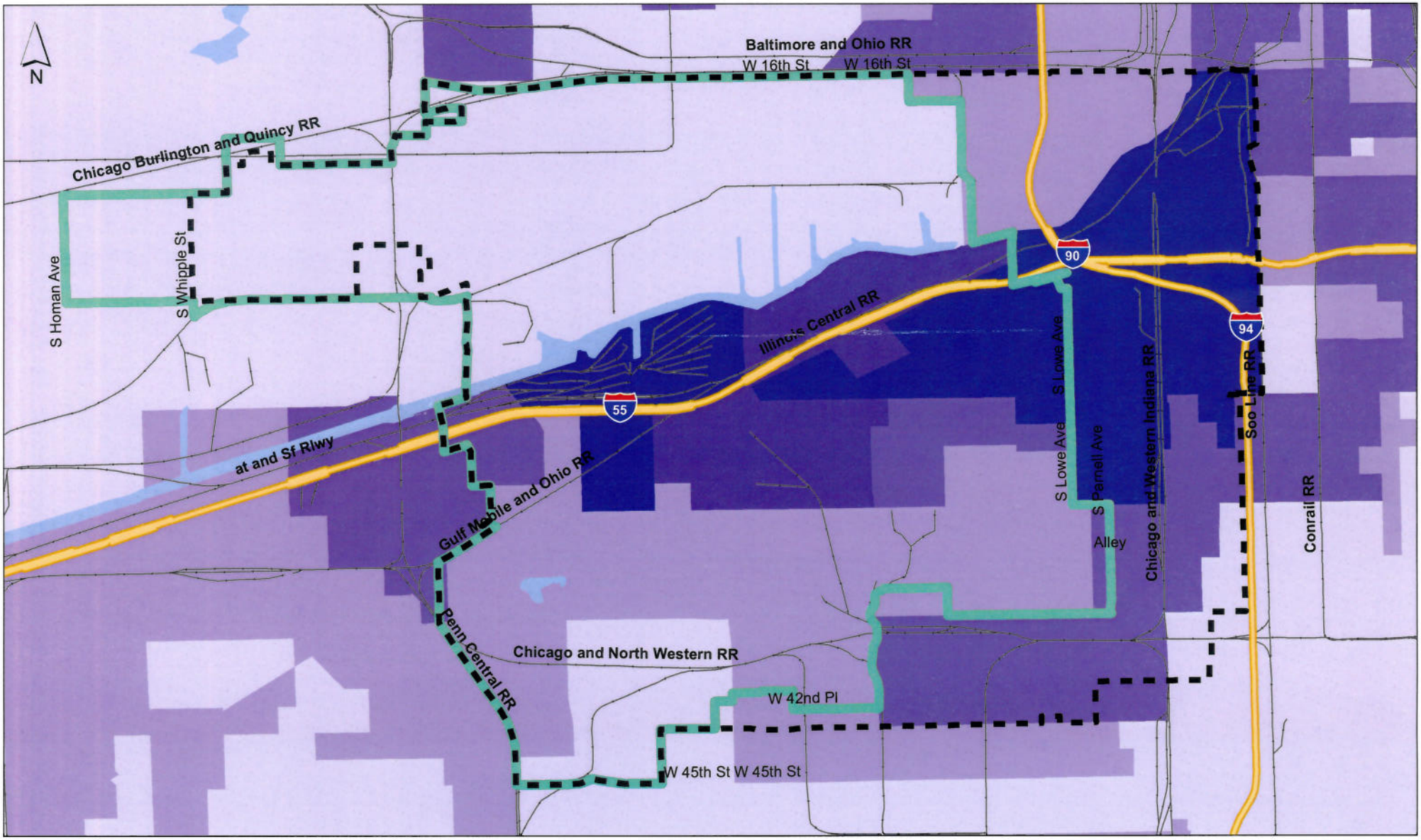

Date: 4/14/2011 Time: 9:37:45 PM

RD 23

Legend

- Proposed RD 23
- Existing RD 23

Percent Hispanic by Precinct

- 0% - 10%
- 10.1% - 25%
- 25.1% - 50%
- 50.1% - 75%
- 75.1% - and up

Existing

Total Pop: 104,427
Raw Dev: -4,307
Hispanic Pop: 88,755
Hispanic %: 84.99%
Total Voting Age: 70,998
Hispanic Voting Age: 57,617
Hispanic Voting Age %: 81.15%

Proposed

Total Pop: 108,731
Raw Dev: -3
Hispanic Pop: 74,241
Hispanic %: 68.28%
Total Voting Age: 76,980
Hispanic Voting Age: 47,869
Hispanic Voting Age%: 62.18%

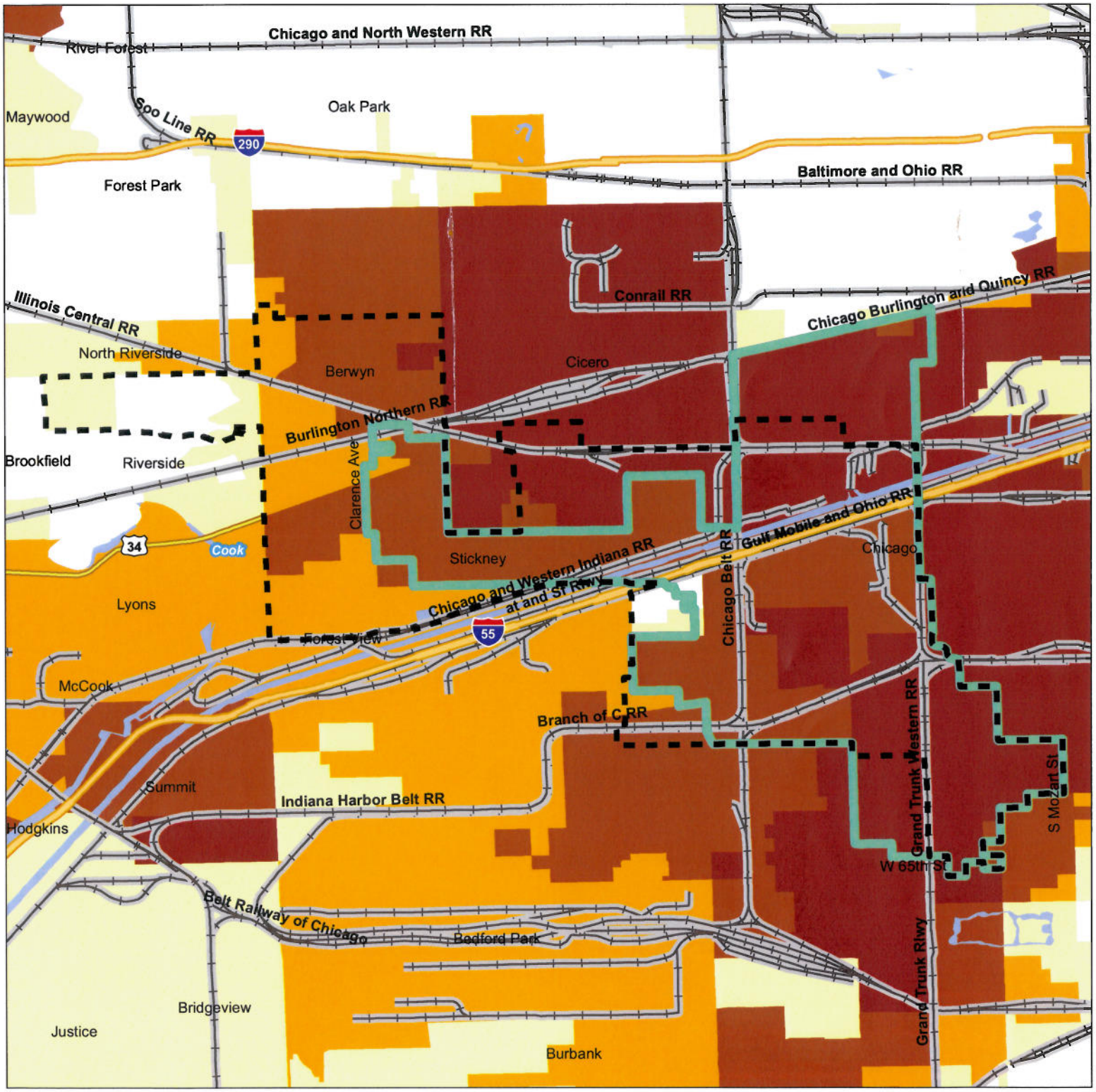

RD 24

Legend

- Proposed RD 24
- Existing RD 24

Percent Hispanic by Precinct

- 0% - 10%
- 10.1% - 25%
- 25.1% - 50%
- 50.1% - 75%
- 75.1% - and up

Existing

Total Pop: 104,433
Raw Dev: -4,301
Hispanic Pop: 86,219
Hispanic %: 82.6%
Total Voting Age:70,240
Hispanic Voting Age: 55,097
Hispanic Voting Age %: 78.44%

Proposed

Total Pop: 108,756
Raw Dev: +22
Hispanic Pop: 83,635
Hispanic %: 76.9%
Total Voting Age: 73,949
Hispanic Voting Age: 53,241
Hispanic Voting Age%: 72%

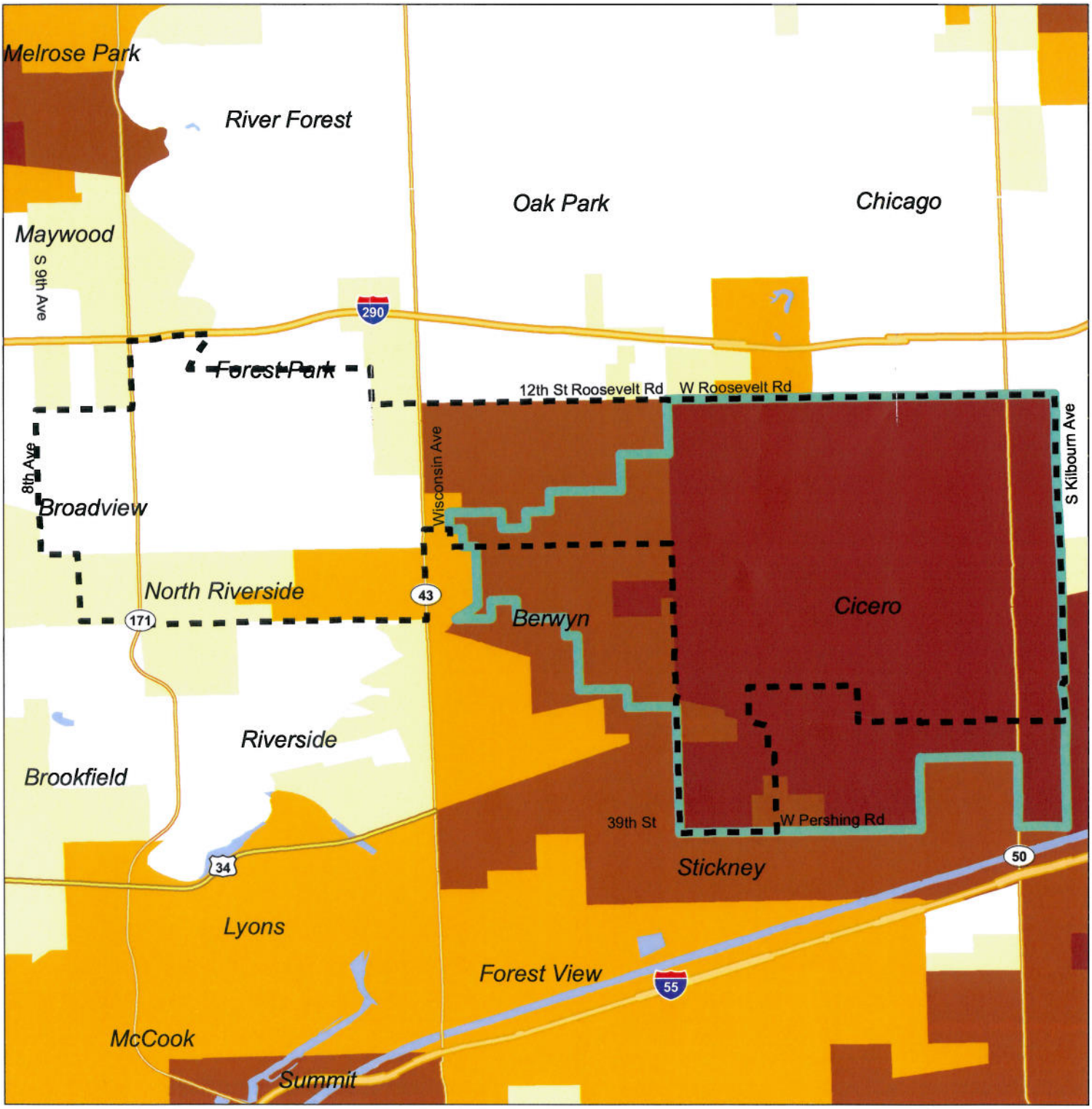

RD 3

Legend

- Proposed RD 3
- Existing RD 3

Percent Hispanic by Precinct

- 0% - 10%
- 10.1% - 25%
- 25.1% - 50%
- 50.1% - 75%
- 75.1% - and up

Existing

Total Pop: 101,435
Raw Dev: -7,299
Hispanic Pop: 79,782
Hispanic %: 78.65%
Total Voting Age: 71,294
Hispanic Voting Age: 53,056
Hispanic Voting Age %: 74.42%

Proposed

Total Pop: 108,734
Raw Dev: 0
Hispanic Pop: 80,312
Hispanic %: 73.86%
Total Voting Age: 77,353
Hispanic Voting Age: 23,958
Hispanic Voting Age%: 69.03%

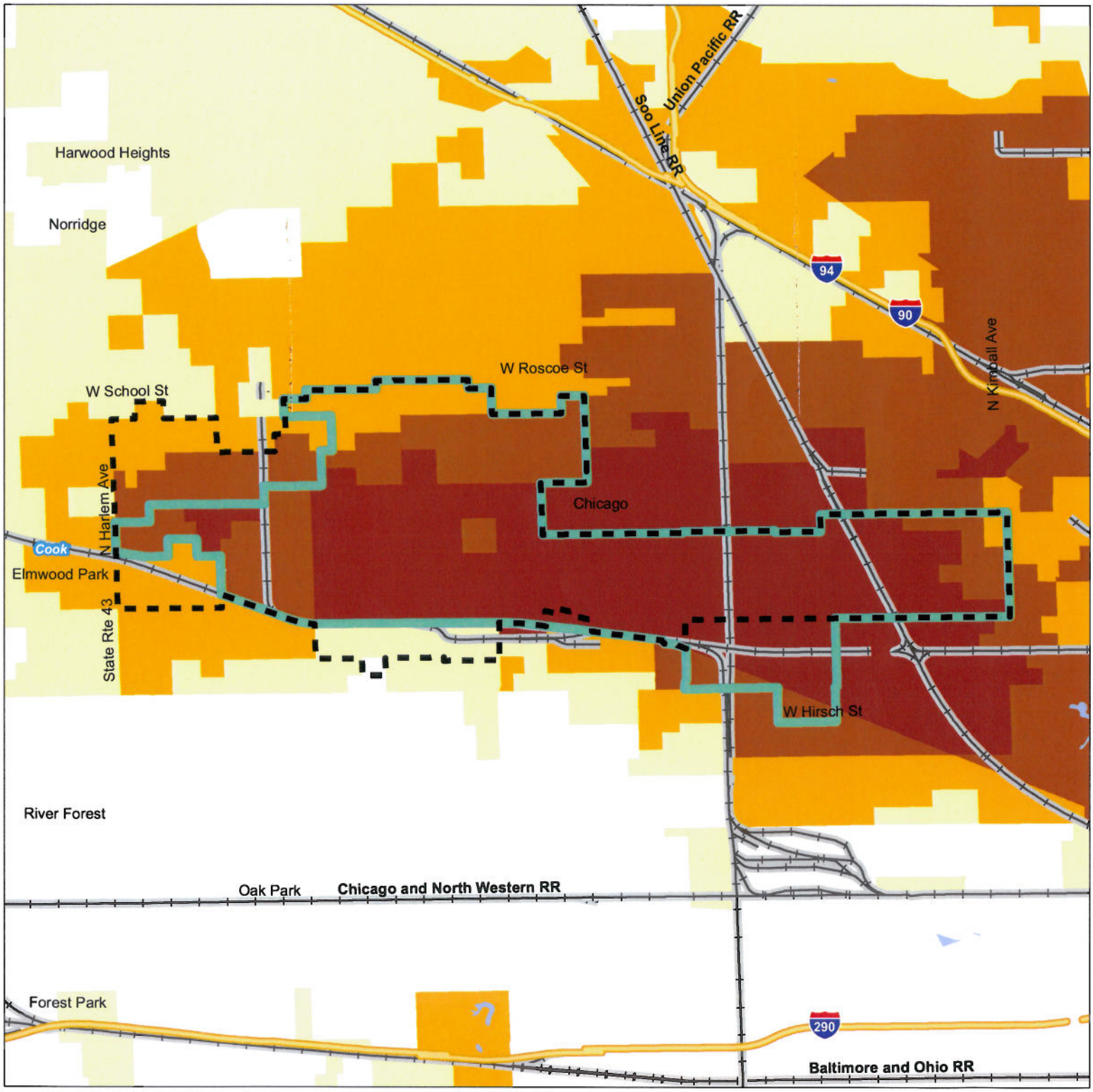

RD 4

Legend

Proposed RD 4
Existing RD 4

Percent Hispanic by Precinct

0% - 10%
10.1% - 25%
25.1% - 50%
50.1% - 75%
75.1% - and up

Existing
Total Pop: 92,536
Raw Dev: -16,198
Hispanic Pop: 45,576
Hispanic: 49.25%
Total Voting Age: 72,810
Hispanic Voting Age: 32,095
Hispanic Voting Age %: 44.08%

Proposed
Total Pop: 108,742
Raw Dev: +8
Hispanic Pop: 61,136
Hispanic %: 56.22%
Total Voting Age: 83,170
Hispanic Voting Age: 42,842
Hispanic Voting Age %: 51.51%

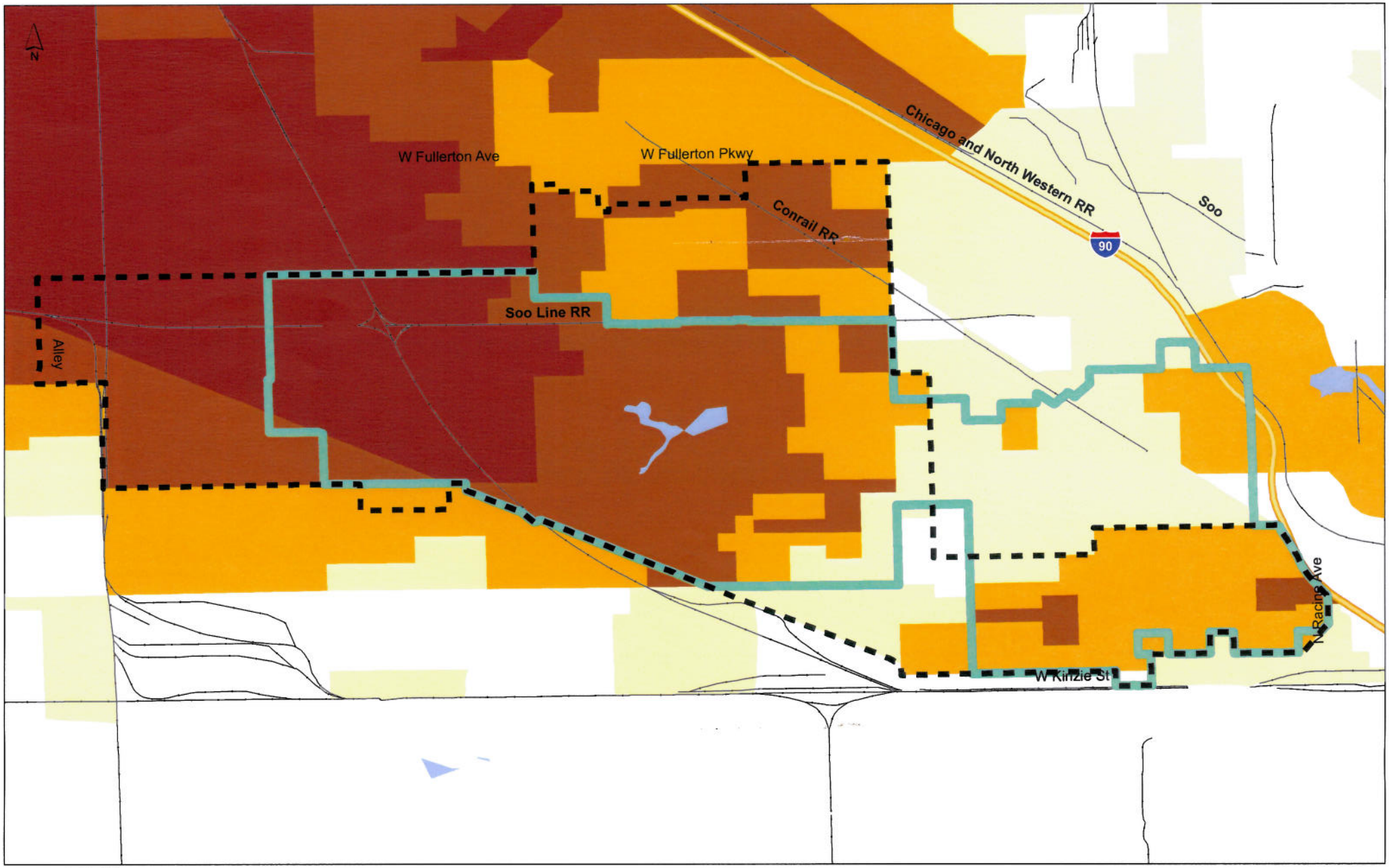

Date: 4/14/2011 Time: 9:46:46 PM

RD 39

Legend

Proposed RD 39

Existing RD 39

Percent Hispanic by Precinct

0% - 10%

10.1% - 25%

25.1% - 50%

50.1% - 75%

75.1% - and up

Existing

Total Pop: 95,126
Raw Dev: -13,608
Hispanic Pop: 59,238
Hispanic %: 62.3%
Total Voting Age: 73,054
Hispanic Voting Age: 41,228
Hispanic Voting Age %: 56.43%

Proposed

Total Pop: 108,734
Raw Dev: 0
Hispanic Pop: 61,157
Hispanic %: 56,2%
Total Voting Age: 82,605
Hispanic Voting Age: 41,811
Hispanic Voting Age %: 50.62%

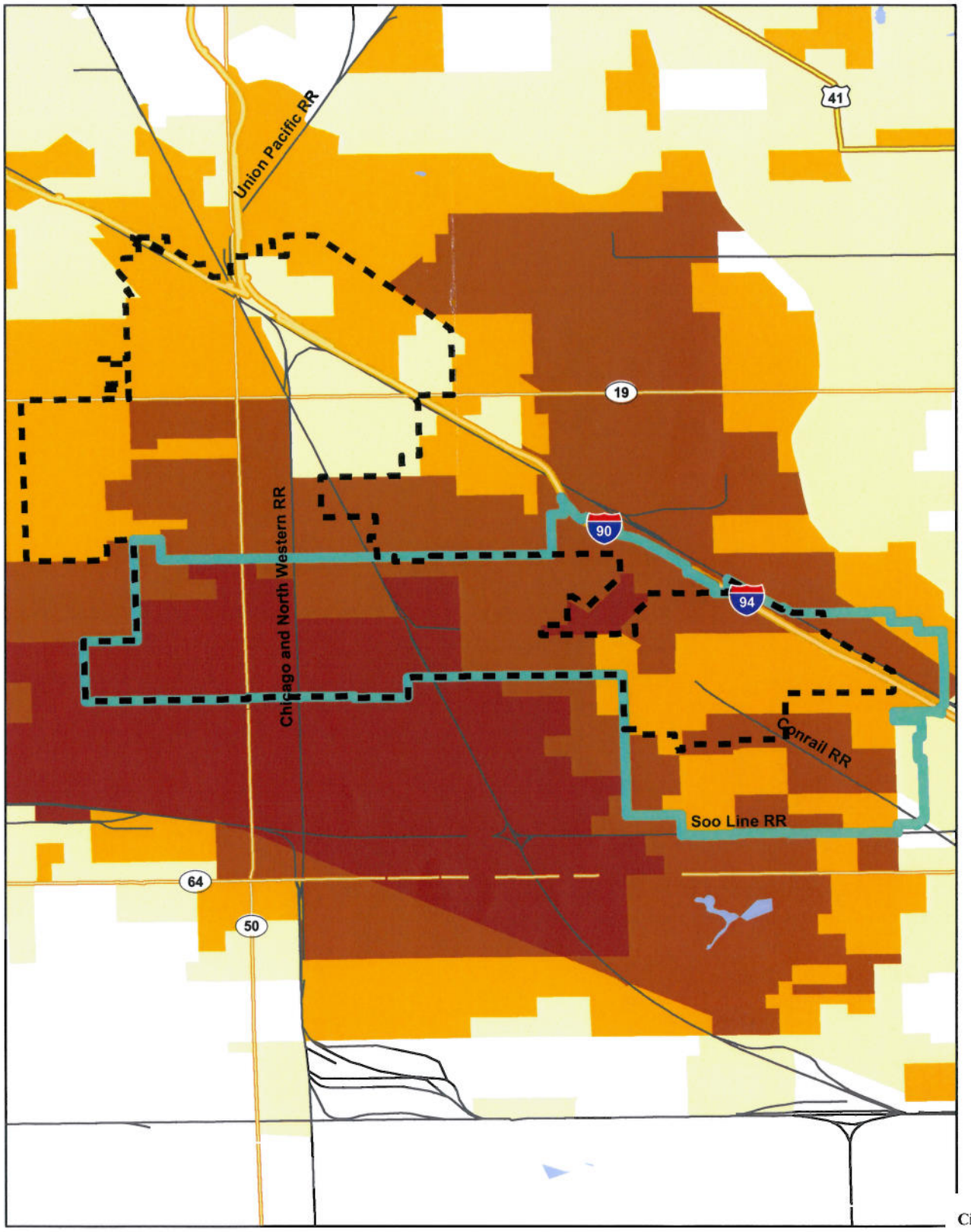

RD 40

Legend

Proposed RD 40

Existing RD 40

Percent Hispanic by Precinct

0% - 10%

10.1% - 25%

25.1% - 50%

50.1% - 75%

75.1% - and up

Existing
Total Pop: 92,752
Raw Dev: -15,982
Hispanic Pop: 51,557
Hispanic: 55.59%
Total Voting Age: 69,979
Hispanic Voting Age: 35,182
Hispanic Voting Age %: 50.28%

Proposed
Total Pop: 108,759
Raw Dev: +25
Hispanic Pop: 58,148
Hispanic %: 53.47%
Total Voting Age: 82,531
Hispanic Voting Age: 39,757
Hispanic Voting Age %: 48.17%

Cicero 4/16/2011

28

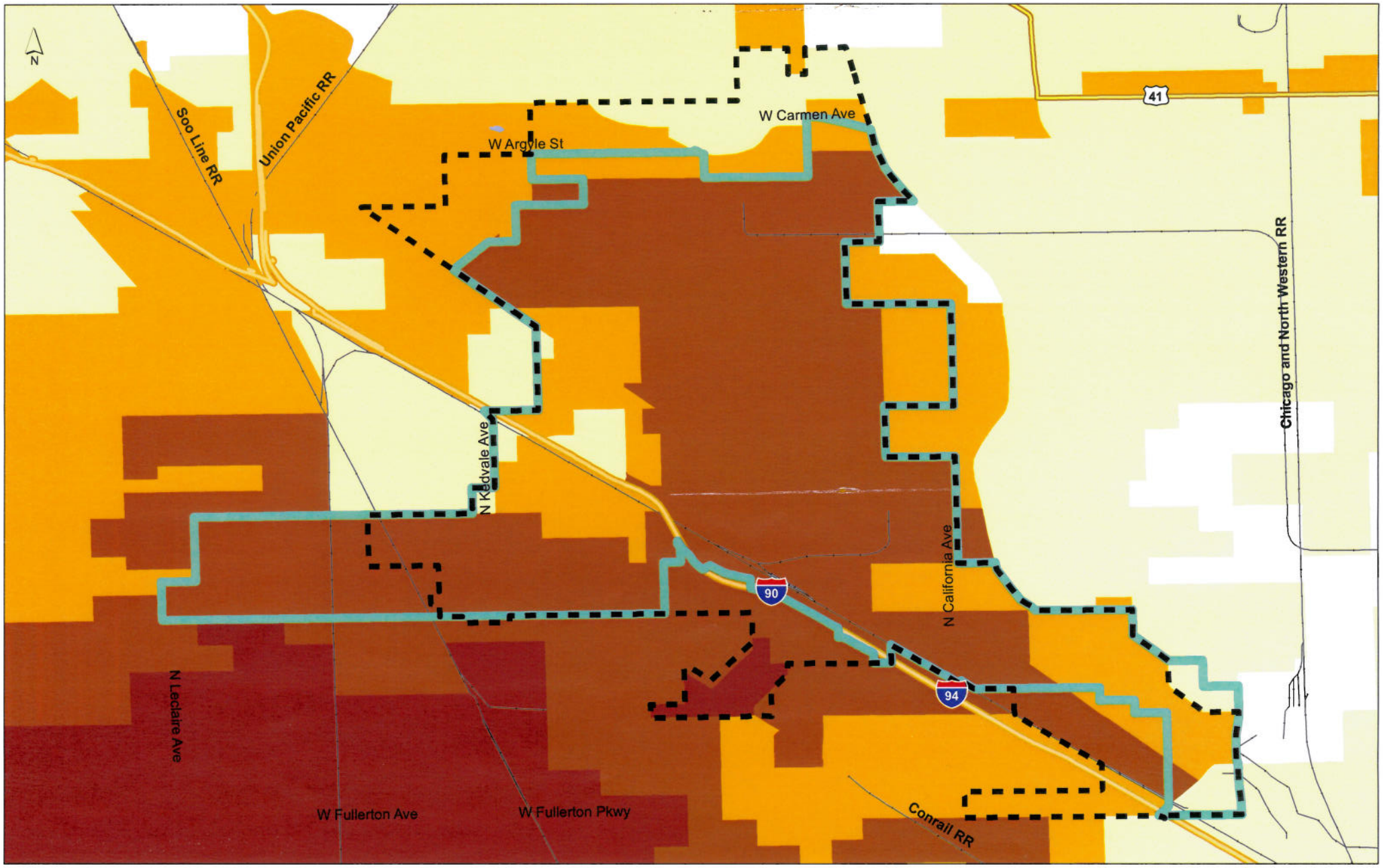

Date: 4/14/2011 Time: 9:24:58 PM

RD 60

Legend

Proposed RD 60

Existing RD 60

Percent Hispanic by Precinct

0% - 10%

10.1% - 25%

25.1% - 50%

50.1% - 75%

75.1% - and up

Existing

Total Pop: 101,630
Raw Dev: -7,104
Hispanic Pop: 52,261
Hispanic %: 51.42%
Total Voting Age: 73,543
Hispanic Voting Age: 32,995
Hispanic Voting Age %: 44.86%

Proposed

Total Pop: 108,735
Raw Dev: 1
Hispanic Pop: 59,829
Hispanic %: 55.02%
Total Voting Age: 74,935
Hispanic Voting Age: 36,946
Hispanic Voting Age%: 49.30%

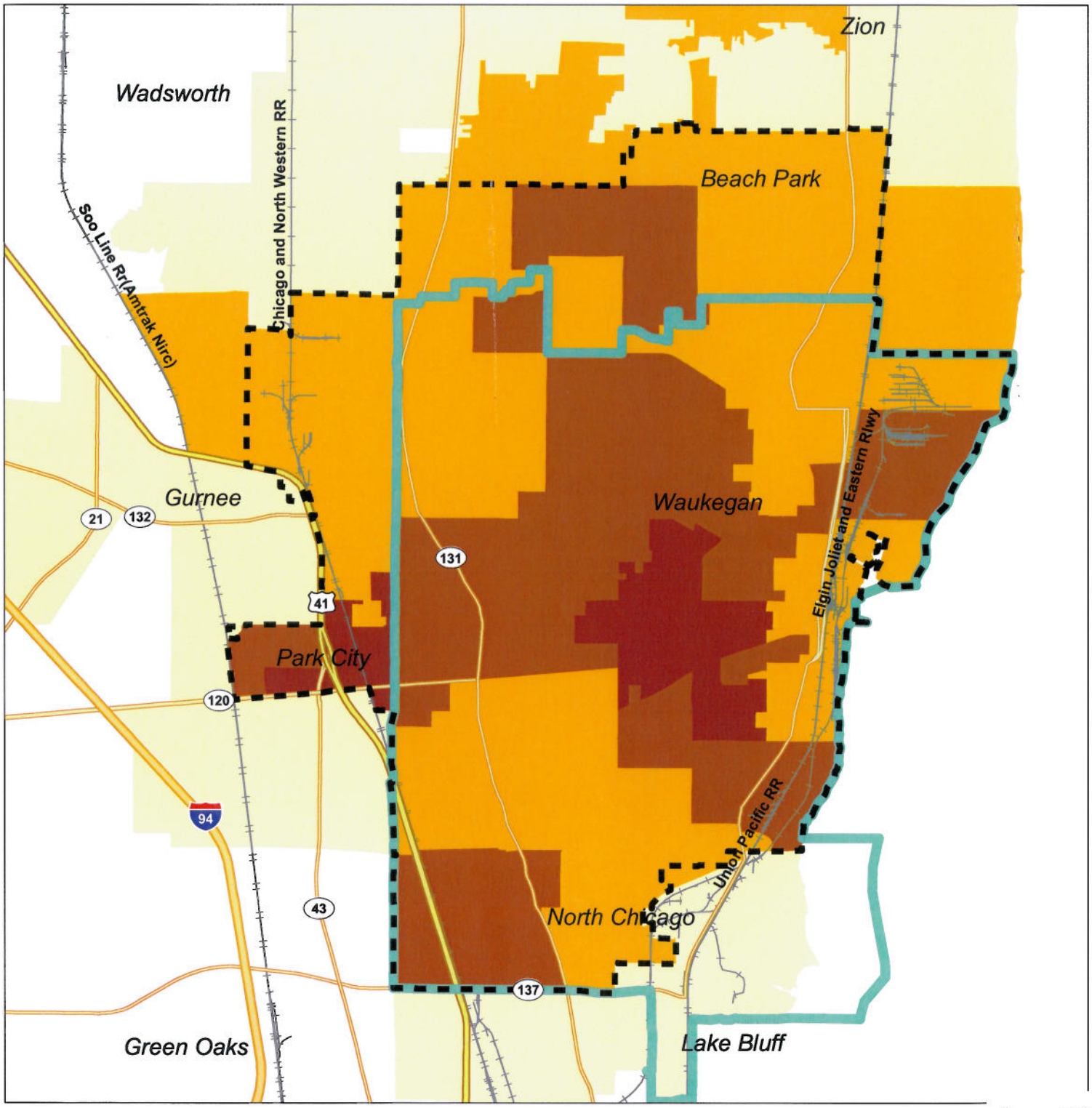

RD 43

Legend

Proposed RD 43

Existing RD 43

Percent Hispanic by Precinct

0% - 10%

10.1% - 25%

25.1% - 50%

50.1% - 75%

75.1% - and up

Existing

Total Pop: 108,419
Raw Dev: -315
Hispanic Pop: 58,580
Hispanic %: 54.03%
Total Voting Age: 75,121
Hispanic Voting Age: 35,731
Hispanic Voting Age %: 47.56%

Proposed

Total Pop: 108,744
Raw Dev: 10
Hispanic Pop: 60,334
Hispanic %: 55.5%
Total Voting Age: 74,886
Hispanic Voting Age: 36,731
Hispanic Voting Age %: 49.05%

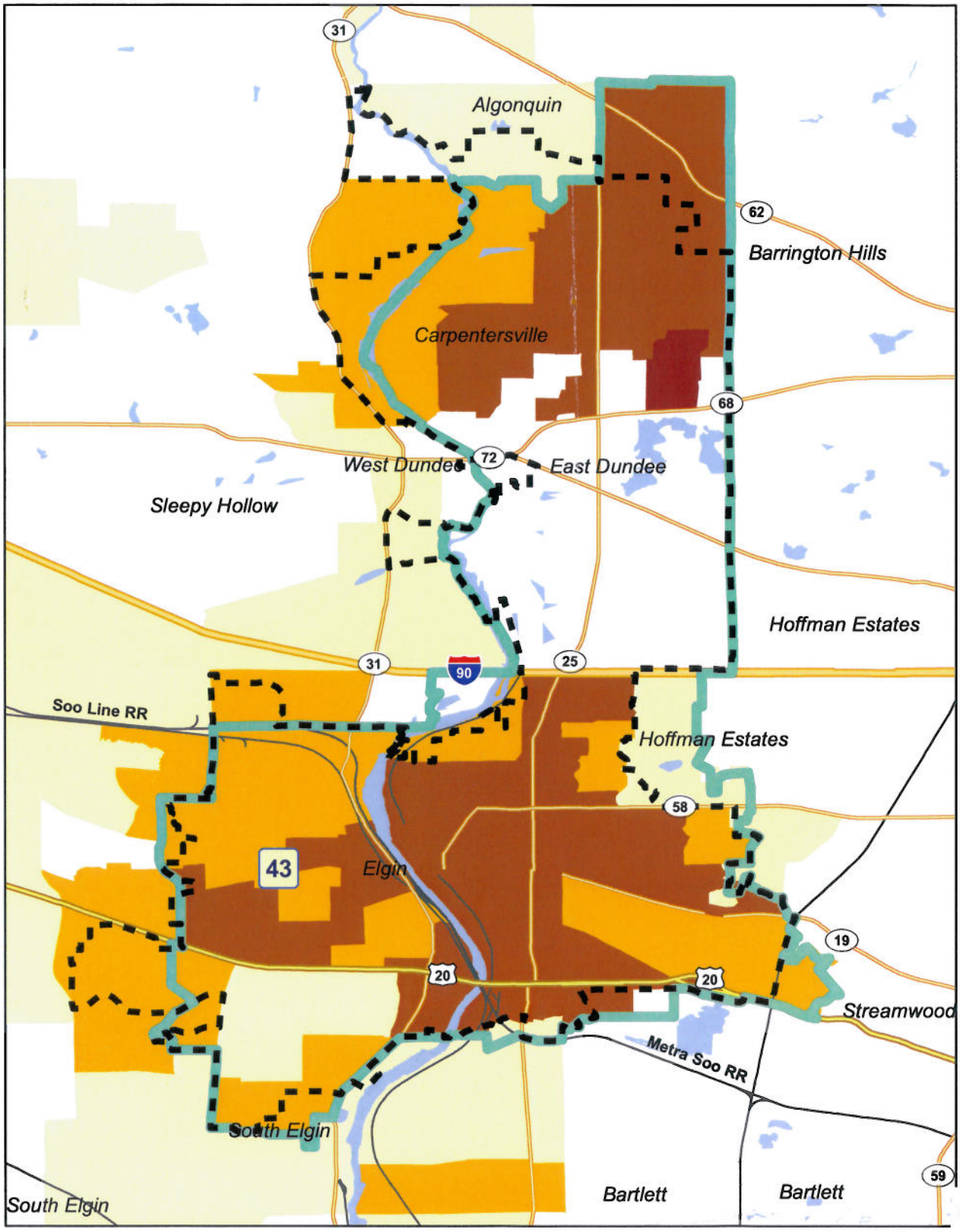

RD 77

Legend

- Proposed RD 77
- Existing RD 77

Percent Hispanic by Precinct

- 0% - 10%
- 10.1% - 25%
- 25.1% - 50%
- 50.1% - 75%
- 75.1% - and up

Existing	Proposed
Total Pop: 100,987	Total Pop: 108,735
Raw Dev: -7,747	Raw Dev: +1
Hispanic Pop: 35,885	Hispanic Pop: 59,638
Hispanic: 35.50%	Hispanic %: 54.85%
Total Voting Age: 77,620	Total Voting Age: 79,196
Hispanic Voting Age: 23,473	Hispanic Voting Age: 38,264
Hispanic Voting Age %: 30.24%	Hispanic Voting Age %: 48.32%

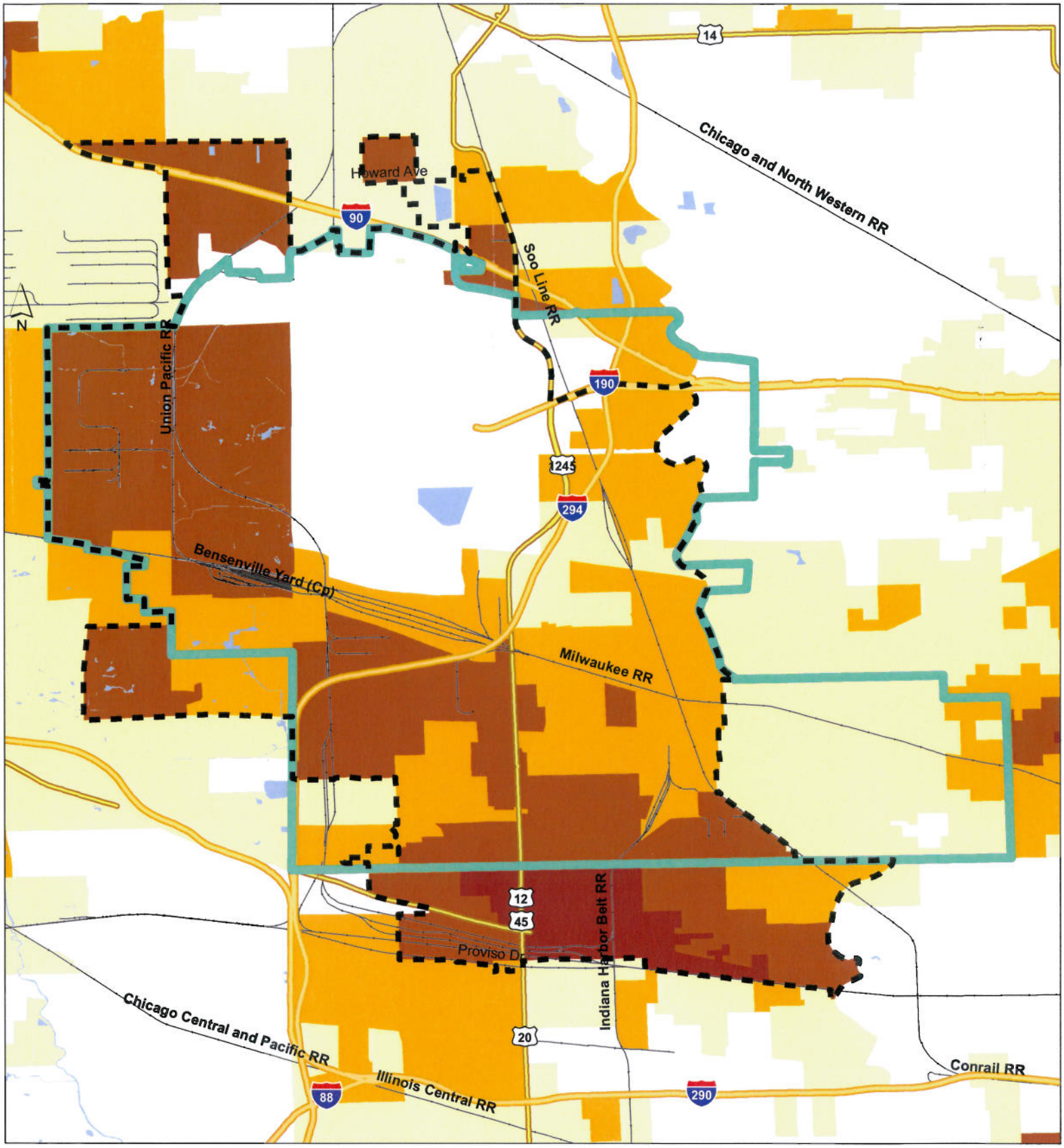

Date: 4/14/2011 Time: 9:03:32 PM

Cicero 4/16/2011

RD 83

Legend

- Proposed RD 83
- Existing RD 83

Percent Hispanic by Precinct

- 0% - 10%
- 10.1% - 25%
- 25.1% - 50%
- 50.1% - 75%
- 75.1% - and up

Existing

Total Pop: 135,671
Raw Dev: +26,883
Hispanic Pop: 79,560
Hispanic %: 58.67%
Total Voting Age: 92,901
Hispanic Voting Age: 48,804
Hispanic Voting Age %: 52.53%

Proposed

Total Pop: 108,734
Raw Dev: 0
Hispanic Pop: 59,873
Hispanic %: 55.06%
Total Voting Age: 74,105
Hispanic Voting Age: 36,454
Hispanic Voting Age %: 49.49%

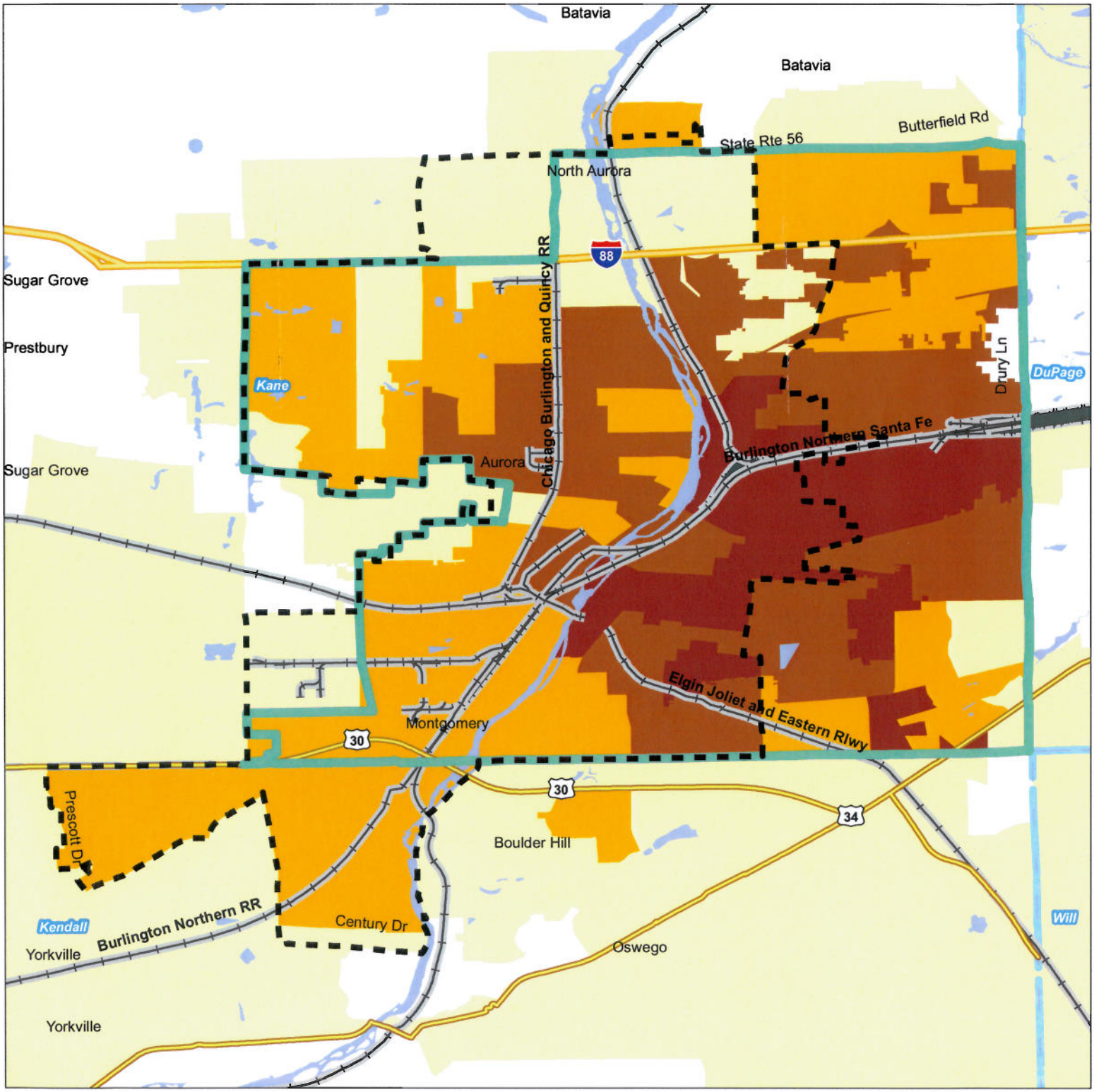

Proposed West Chicago District

Legend

- Proposed District
- Existing Districts

Percent Hispanic by Precinct

- 0% - 10%
- 10.1% - 25%
- 25.1% - 50%
- 50.1% - 75%
- 75.1% - and up

Proposed

Total Pop: 108,737
Raw Dev: +3
Hispanic Pop: 59,873
Hispanic %: 41.88%
Total Voting Age: 74,105
Hispanic Voting Age: 36,454
Hispanic Voting Age %: 36.81%

Cicero 4/16/2011

33

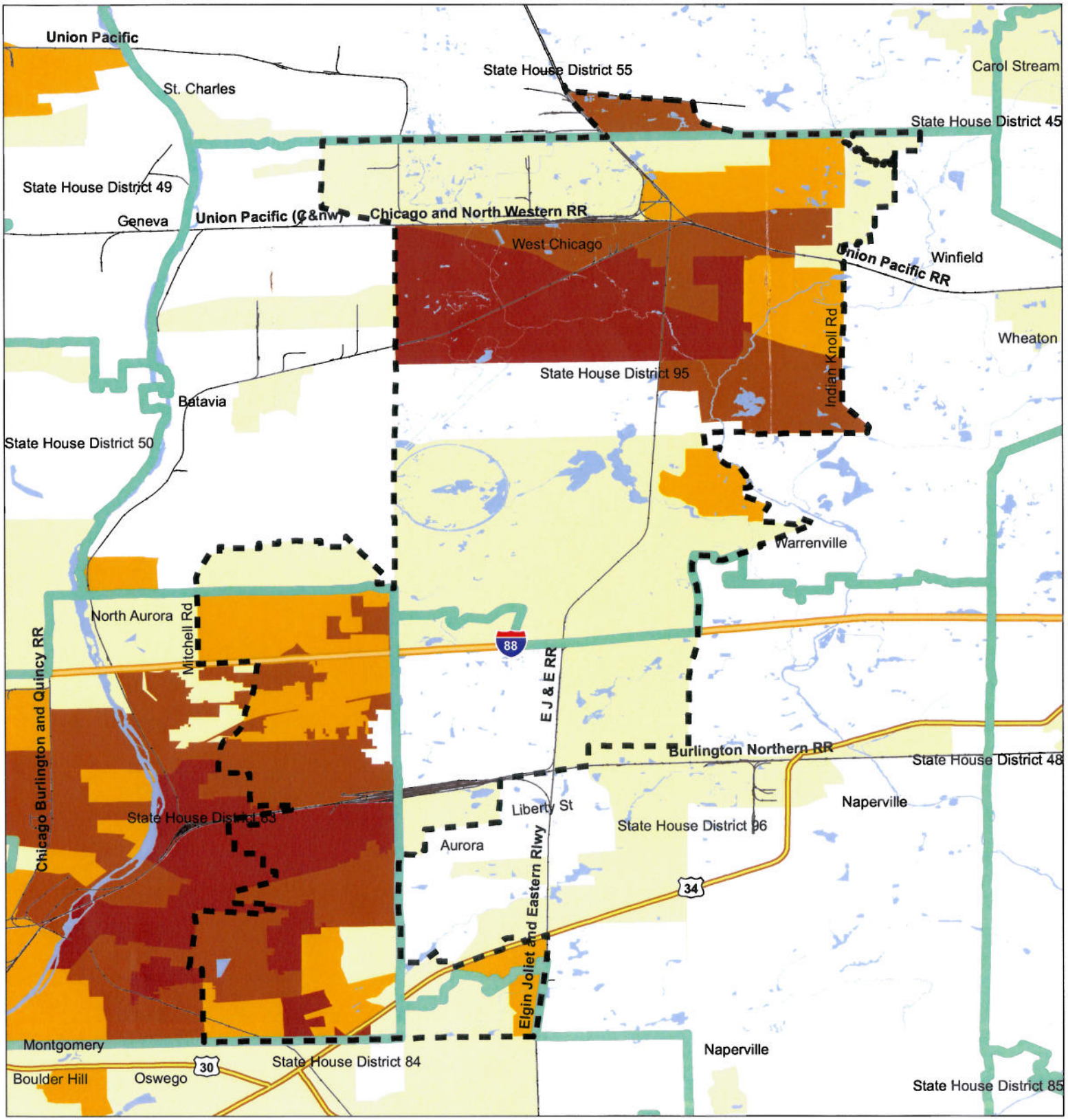

Date: 4/14/2011 Time: 9:28:02 PM